






<u>Monday</u>	<u>Tuesday</u>	<u>Wednesday</u>	<u>Thursday</u>	<u>Friday</u>
<p align="center"><u>Grammar</u></p> <p align="center"><u>Clauses</u></p> <p>Access the file named “Clauses and Phrases” Complete tasks 1 and 2 on clauses and tasks 1-3 on phrases.</p> <p>Post your completed file to your folder in google classroom.</p> <p> Extension: (Spicy Challenge)</p> <p>Using the phrases, you have ticked in “Phrases task 1” above, write your own sentences. Try to use interesting connectors.</p>	<p align="center"><u>Reading</u></p> <p align="center"><u>CSI</u></p> <p>Can you solve the crime?</p> <p>A crime has been committed! Access the crime file named “CSI” and the file named “Police notes” in the literacy folder in google classroom. Work through the clues/evidence and compile a case against one of the suspects.</p> <p>Post your file detailing who you think did it and why, with evidence to your folder in google classroom.</p>	<p align="center"><u>Spelling</u></p> <p align="center"><u>-ably and- ibly</u></p> <p>Following on from “able” and “ible” we are applying the use of word endings using -ably and -ibly.</p> <p>Complete tasks 1-6 of the file named “Spelling- ‘ably’ and -‘ibly” and post your completed file to your folder in google classroom.</p> <p> Extension: (Spicy Challenge)</p> <p>Select 5 words from the tasks above and find antonyms and synonyms for each. Choose 4 words which you will attempt to use within your next piece of writing.</p>	<p align="center"><u>Writing</u></p> <p align="center"><u>Persuasive Writing</u></p> <p>Look at the powerpoint about writing persuasive letters to remind yourself of what this might look like.</p> <p>Access and watch the film “For the Birds”.</p> <p>Plan and write a persuasive letter to the small birds to dissuade them from further bullying. Use the checklist of features of a persuasive text to guide your writing and to check it before saving to your folder.</p> <p>This task may take longer than one session to complete so it could be completed on Friday.</p>	<p align="center">Day to be used to complete activities.</p>

Monday	Tuesday	Wednesday	Thursday	Friday
<p><u>Developing Equations</u></p> <p>Access Education City and complete “At face value” and “Combined Harvesters” which you will find in the City called P6/7 Equations.</p> <p> <u>Extension challenge:</u></p> <p>Try creating your own word problems and equations. You might want to work with someone in your household and take turns at creating equations for each other’s word problems.</p>	<p><u>Linking Equations to word problems</u></p> <p>Access the file named “Recognising Equations” in the Maths/Numeracy folder in google classroom.</p> <p>Complete the tasks and upload your file to your folder in google classroom.</p> <p> <u>Extension challenge:</u></p> <p><u>Solving Equations</u> – Access the file “Solving Equations” in the maths/numeracy folder and give them a try. Post your work (remember to show your working) to your folder in google classroom.</p>	<p><u>Practical Maths</u> <u>Double your resources</u></p> <p>You are going to develop an understanding of the world of work.</p> <p>Access the file named “Double your resources” in the maths/numeracy folder in google classroom.</p> <p>Task 1: Engage with task 1 and post your findings to your folder in google classroom. Using what you have learned from task 1, carry out task 2.</p> <p>Task 2: Use your best negotiation skills (remember to follow the rules as detailed in task 2) to carry out this task! Remember no money need change hands within your household – e.g. you may</p>	<p><u>Patterns and Relationships</u></p> <p>You will be extending your knowledge of patterns and relationships by exploring some special number patterns.</p> <p>Watch BBC Bitesize videos which explain square numbers and cubed numbers; and prime numbers.</p> <p>Task: Write out the first 10 terms (numbers) in each of these three sequences.</p> <p> Your chilli challenge this week will be a cross-number with sequences as the clues.</p>	<p>Day to be used to complete activities.</p>

		choose to negotiate for time on an activity or time off. Post details of the deal you have made to your folder in google classroom.		
--	--	---	--	--