











<u>Monday</u>	<u>Tuesday</u>	<u>Wednesday</u>	<u>Thursday</u>	<u>Friday</u>
<p align="center"><u>Grammar</u></p> <p><u>Writing for your Audience</u> Access the file “Writing Styles” in the literacy folder within google classroom and complete tasks 1 – 4.</p> <p>Post your work to google classroom.</p> <p> Extension: (Spicy Challenge)</p> <p>Send a text or email to a member of your family or a friend telling them your news and asking about theirs. (Remember to act responsibly and get parental permission where appropriate.)</p>	<p align="center"><u>Reading</u></p> <p>Access the file “Reading – Interpretation” in the literacy folder - Read the extract from the famous war diary and carry out the task. Include as much detail as you can.</p> <p>Post your drawings/pictures/sketches to your folder in google classroom.</p>	<p align="center"><u>Spelling</u></p> <p>Choose 10 words ending in “-able” “ – ible” “-ably” or “-ibly” and create a visually attractive poster with them.</p> <p>E.g. You could have graphic writing, words appearing in an optical illusion or within a rhyme/song or hidden within a picture for someone else to find.</p> <p>Post your pictures/posters to google classroom.</p> <p> Extension: (Spicy Challenge) Create a wordsearch containing your spelling words from above</p> <p align="center">or</p> <p>  Use them to create clues for a crossword grid.</p>	<p align="center"><u>Writing</u></p> <p align="center">Story writing from a picture prompt.</p> <p>You will have a choice of 3 different pictures to write about with some questions to guide and help you to plan your story. Access the file ‘Story Writing 22-05-20’ in Mrs Rattray’s Literacy folder.</p> <p>There will also be some suggestions for you to think about how to ‘up level’ your writing by using wow words, connectives and interesting sentence openers...and a chance to draw a response to the prompt as well.</p> <p align="center">Post your story to your folder (in Mrs Rattray’s) in Google Classroom.</p>	<p align="center">Day to be used to complete activities.</p>

Monday	Tuesday	Wednesday	Thursday	Friday
<p><u>Multiples and Factors</u></p> <p>Access Education City and go into the city called P6/7.</p> <p>There you will find “Bakers Dozen Learn screen” – complete this activity and then choose 1 or 2 of the following options which are also located within the city P6/7 and complete.</p> <ul style="list-style-type: none"> • Baker’s dozen Part 1 • Baker’s dozen Part 2 • Under Pressure. 	<p><u>Identifying Multiples and Factors</u></p> <p>Carry out 1 of the following activities which can be found in the Maths/Numeracy folder in google classroom.</p> <p>Post your finished work to your folder in google classroom.</p> <p><u>Baker’s Dozen Part 1</u> </p> <p><u>Baker’s Dozen Part 2</u> </p> <p><u>Under Pressure</u> </p>	<p><u>Practical Maths</u></p> <p><u>The Great Number Hunt</u></p> <p>Access the file “Hunt the Number” in the Maths/Numeracy folder in google classroom and carry out the task.</p> <p>You can get as creative as you wish with this task!</p> <p>Post your maps/pictures/resources to your folder in google classroom.</p> <p><i>Then...</i></p> <p>Try out the “algebraic number puzzle” (in the Maths/Numeracy folder) on members of your household.</p>	<p><u>Patterns and Sequences</u></p> <p>Choose your level of Chilli heat to complete some open-ended sequence tasks.</p> <p>Access the files ‘Patterns and Sequences 22-05-20’ – there will be 3 - Mild, Spicy and Hot in Mrs Rattray’s Maths/Numeracy folder.</p> <p> Mild... Dice Game and Make your own Sequence.</p> <p> Spicy... Triangle Challenge and Create your own Geometrical Patterns</p> <p> Hot... Pascal’s Triangle and Make your own Sequence</p>	<p>Day to be used to complete activities.</p>