




Luthermuir School Activity Grid (8th June - End of term)

<p>Town Planning</p> <p>Aberdeenshire Council's Planning and Environment Service have produced activities for you to try to learn a little bit more about Planning. There are a number of videos to watch from the Royal Town Planning Institute's Agent Plan It! Click on the link below to find out more: https://tinyurl.com/Shiretownplan</p>	<p>Up-cycled Dinosaur</p> <p>Use plastic bottles, bottle tops, egg cartons, tin foil, and fabric scraps to make your own Dinosaur!</p> 	<p>Making a gas you can't see</p> <p>The atmosphere is a mixture of gases like oxygen and CO₂ that help all plants and animals grow on land and sea.</p> <p>We cannot see gas, but we can see the effect it has in other objects.</p> <p>Let's make this easy experiment to create gas to fill up a balloon.</p>	<p>Engineering Challenge</p> <p>Fold and fly different styles of paper airplanes. https://www.foldnfly.com/#/1-1-1-1-1-1-1-2</p> <p>How can the science of flight help you design a better plane? https://www.youtube.com/watch?v=JqIR3rivbBc</p> <p>Which design flies best?</p>
<p>Resilience Alphabet</p> <p>Look at the Resilience Alphabet and complete some of the activities: https://tinyurl.com/resiliencealphabet</p>	<p>Change The Chair</p> <p>Redesign the object using the BAR system. B = make it bigger or smaller A = add something R = remove something and replace it with something else. Explain why you did it.</p>	<p>Design a cartoon</p> <p>Have a look at the RSNO Challenge to design a cartoon to go with the musical story of Peter and the Wolf. https://www.youtube.com/watch?v=-nMHafSzQio</p>	<p>Mindfulness</p> <p>Create your own mindfulness colouring sheet! Make your own pattern and have it as detailed as you like!</p>

<p>Give a gold star</p> <p>Create a star template and each family member writes one for each other. Have some examples such as - "I give you a gold star for always making me laugh."</p>	<p>A walk through the woods</p> <p>Take a walk through a woodland or in the countryside and collect natural items that you could use to create an artwork. You might like to research artist Andy Goldsworthy for some ideas.</p>  <p>Take a photo of your work to share with your teacher.</p>	<p>Superhero</p> <p>Create a Superhero and act out/create/write/record a story to share how they discovered they were a superhero.</p> <p>Think about: What are their powers? What are their names? What is their story? Who do they help?</p>	<p>Quiz</p> <p>Put on a quiz night! Give each member of the household a category and come up with 5-10 question each! It might be that you have a designated quiz master or host!</p>
<p>Have a good news day</p> <p>Find three positive news stories online and share these with your teacher. You can use the link below or other sources. https://www.thehappybroadcast.com</p>	<p>The Time Capsule</p> <p>A time capsule is a container that is filled with present day things, such as newspapers, photos, letters etc., that is then hidden away in a closet or buried in your garden, for a time, and then opened by your future self, or someone of your choosing. A present for the future!</p>	<p>Timelines</p> <p>Create a timeline of your life or the life of your family.</p>  <p>How far back can you go using information from parents, grandparents, great-grandparents? You could use the idea in the picture to make your timeline into a scroll.</p>	<p>Geography Quizzes</p> <p>Have a go at these geography quizzes from the Beano website...there are lots more quizzes there if you enjoy them!</p> <p>https://www.beano.com/posts/geography-general-knowledge-quiz</p> <p>https://www.beano.com/posts/ultimate-geography-map-quiz</p>

